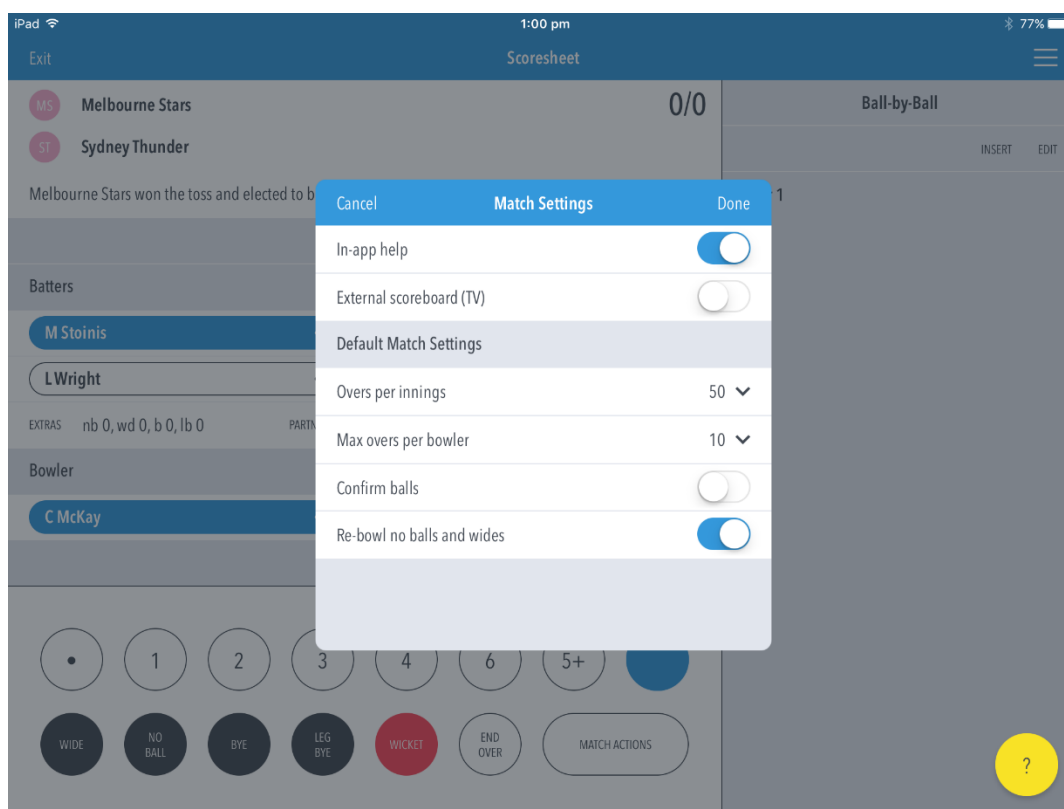


HOW TO USE MYCRICKET LIVE SCORE APP – DUCKWORTH-LEWIS

For all games, every revised scenario must be agreed upon by the Umpires and both teams prior to play resuming.

LIVE BALL-BY-BALL SCORING

- Ensure the Match Settings “Overs per Innings” is correct at the toss
- **NOTE – If there is a delayed start (before the toss) the Umpires should inform scorers the game is now (example) a 40 over match ... you should adjust Match Settings Accordingly**



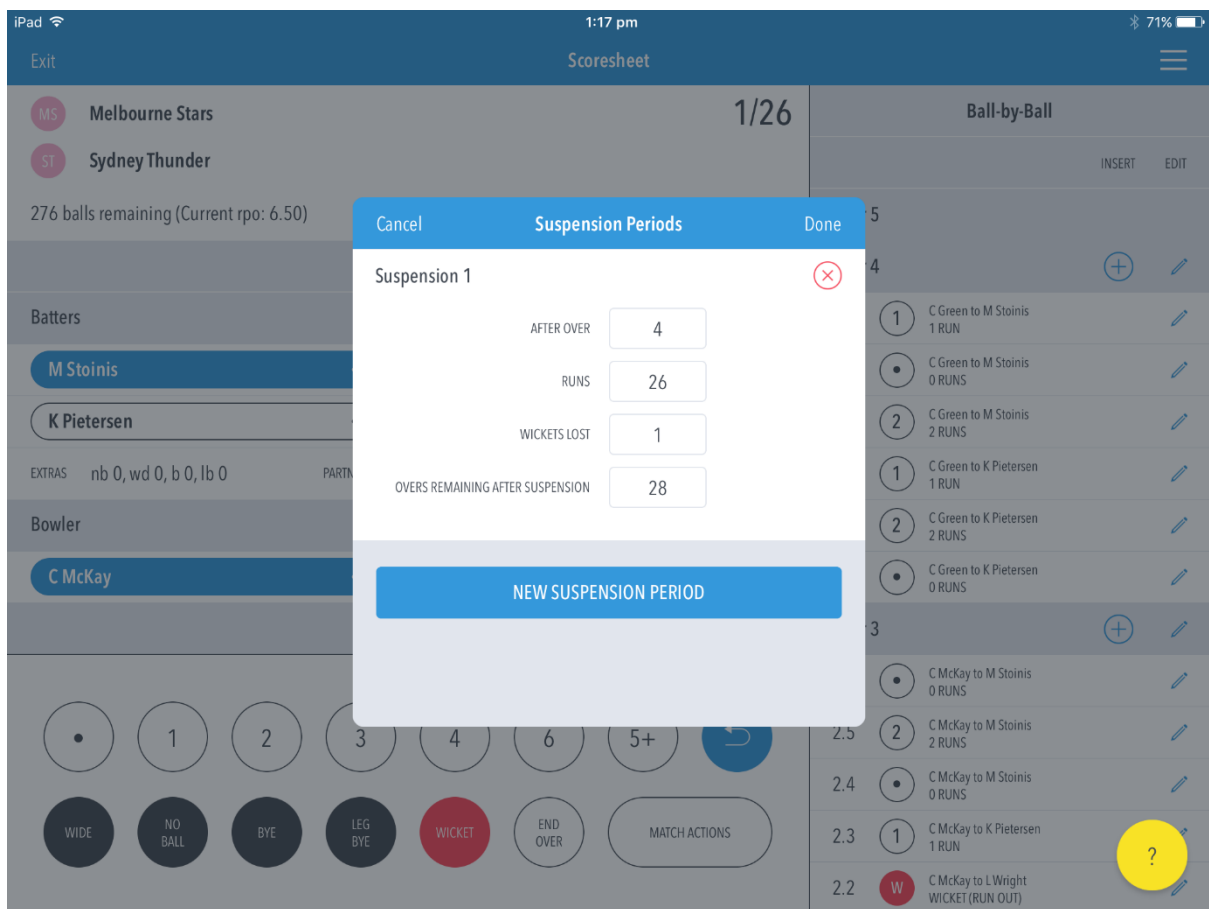
NO DELAYS DURING THE 1ST INNINGS:

- Continue scoring and end the innings as per normal

DELAYS DURING THE 1ST INNINGS

- Match Status – Set Break as Rain Delay, and open your DL Calculator

- Enter a New Suspension Period and update the bottom row – Overs Remaining After Suspension (**this should be provided by the Umpires based on time remaining in the match including change of innings / lunch**)



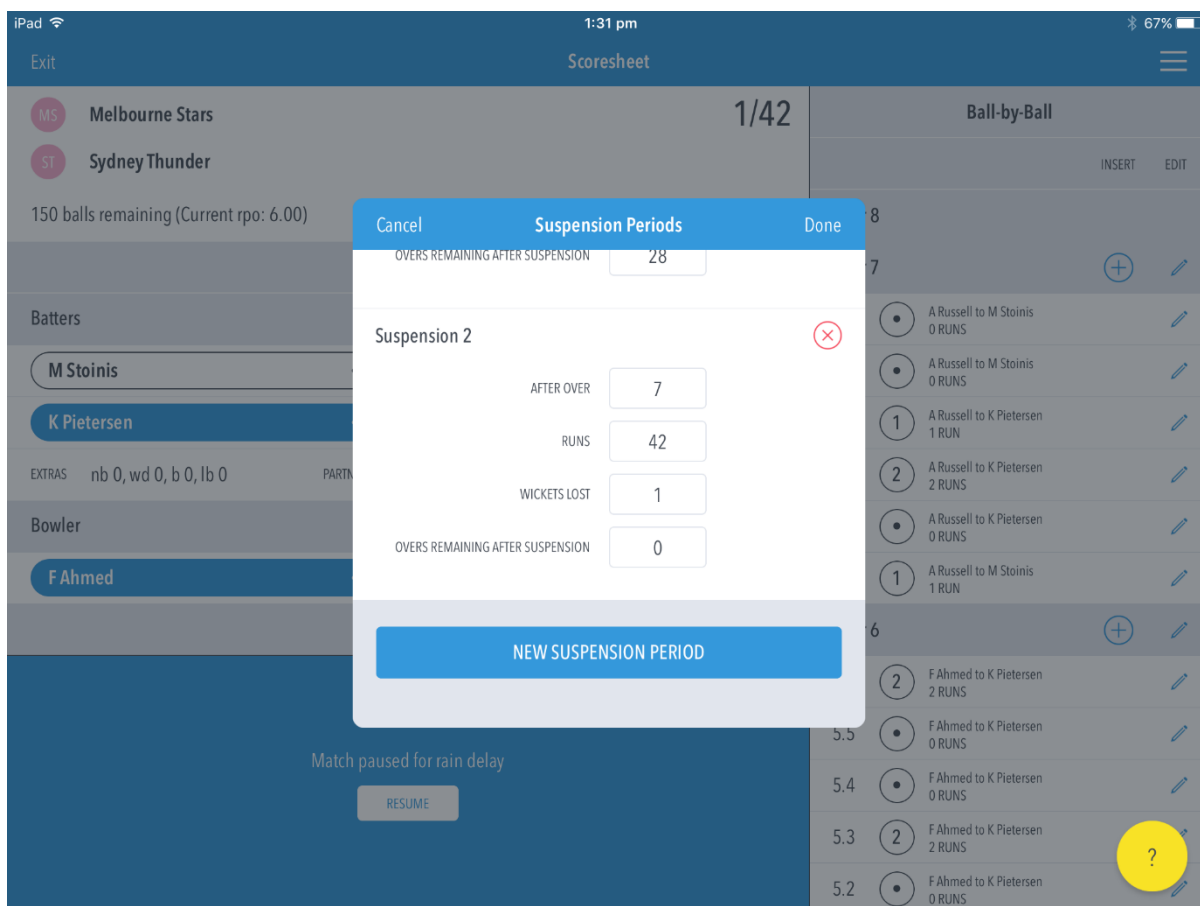
In the above example, the batting side was 1/26 after 4 overs when the innings was disrupted.

At the end of the interruption the umpires informed both sides it will now be a 32 over match, hence a further 28 remain in the 1st Innings

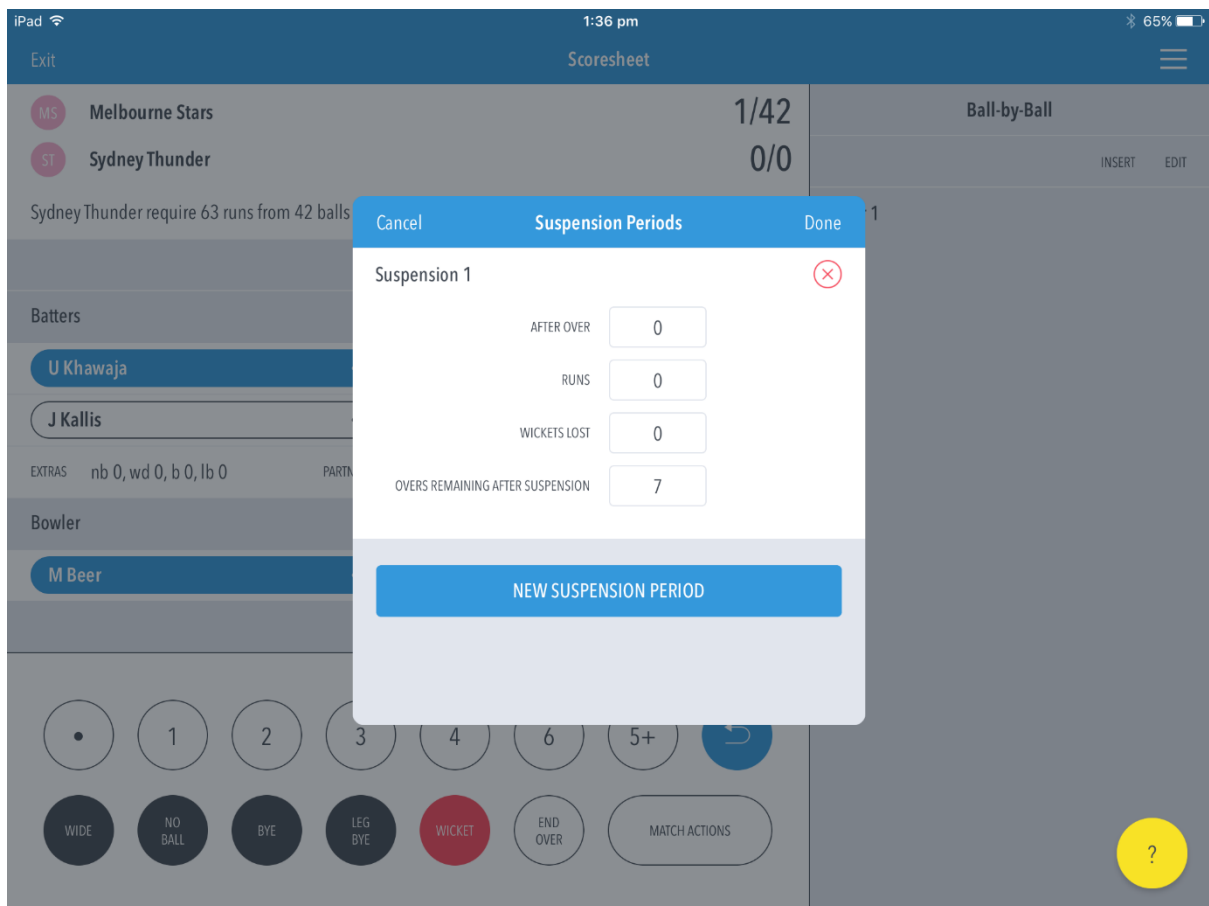
- After completing the bottom row submit Done ... your 'balls remaining' ticker will update after you submit another ball. To check this submit a dot ball and then immediately use the Undo to delete it, but that will generate the new text.
- Record any further disruptions to the 1st Innings by adding Suspension Periods
- End the 1st Innings as normal at the conclusion of the revised overs

1st INNINGS ENDING DURING A DELAY

- Enter your new suspension period and select 0 Overs remaining, select Done



- End the Innings normally (compulsory close)
- Load the 2nd Innings and immediately enter a New Suspension period to include the revised overs for the 2nd Innings



In the above example, the 1st Innings was originally scheduled for 50 overs but their innings finished at 1/42 after 7 overs.

Prior to the start of the 2nd Innings, enter a Suspension Period (at 0/0) with the total overs remaining. In this case it is 7 as directed by the Umpires.

The target is now increased to 64 under the D/L Method

2nd INNINGS SUSPENSIONS

- Follow the same process as the 1st Innings to add suspension periods / delays

IMPACT OF 2ND INNINGS WICKETS

- Wickets will affect par scores in the 2nd Innings – **this is only relevant if there are further delays**
- In the below screenshot the par score is now 6 runs following the 1st wicket:

Exit		Scoresheet		Ball-by-Ball	
MS	Melbourne Stars	1/42			
ST	Sydney Thunder	1/1			
Sydney Thunder require 62 runs from 38 balls (9.79 rpo)		Target: 63, Par: 6 >		Over 1	+ / -

- *This Par Score is used to determine a winner if the scheduled overs remaining can't be completed ... the target of 64 remains the same (regardless of wickets lost) until further delays occur.*

PREDICTING PAR SCORES

- If poor weather is approaching teams can predict what a par score will be. Open the DL Calculator and bring up the 2nd Innings.
- You will see the initial target and in the Par Score row you can enter your predicted Overs and Wickets to plan for poor weather.
- There is currently no print out available but this is an upcoming feature.

Cancel	DL Calculator			Done	Cancel	DL Calculator			Done
1st Innings		2nd Innings			1st Innings		2nd Innings		
		OVERS	WICKETS	RUNS			OVERS	WICKETS	RUNS
ST	Sydney Thunder				ST	Sydney Thunder			
TARGET		20		177	TARGET		20		177
CURRENT		0	0	0	CURRENT		0	0	0
PAR SCORE		5	0	35	PAR SCORE		5	2	43
Suspension Periods >					Suspension Periods >				

The above example provides two scenarios after the team batting first scored 177 runs from their 20 overs.

The left hand scenario shows after 5 overs, the par score is 35 runs if 0 wickets are lost.

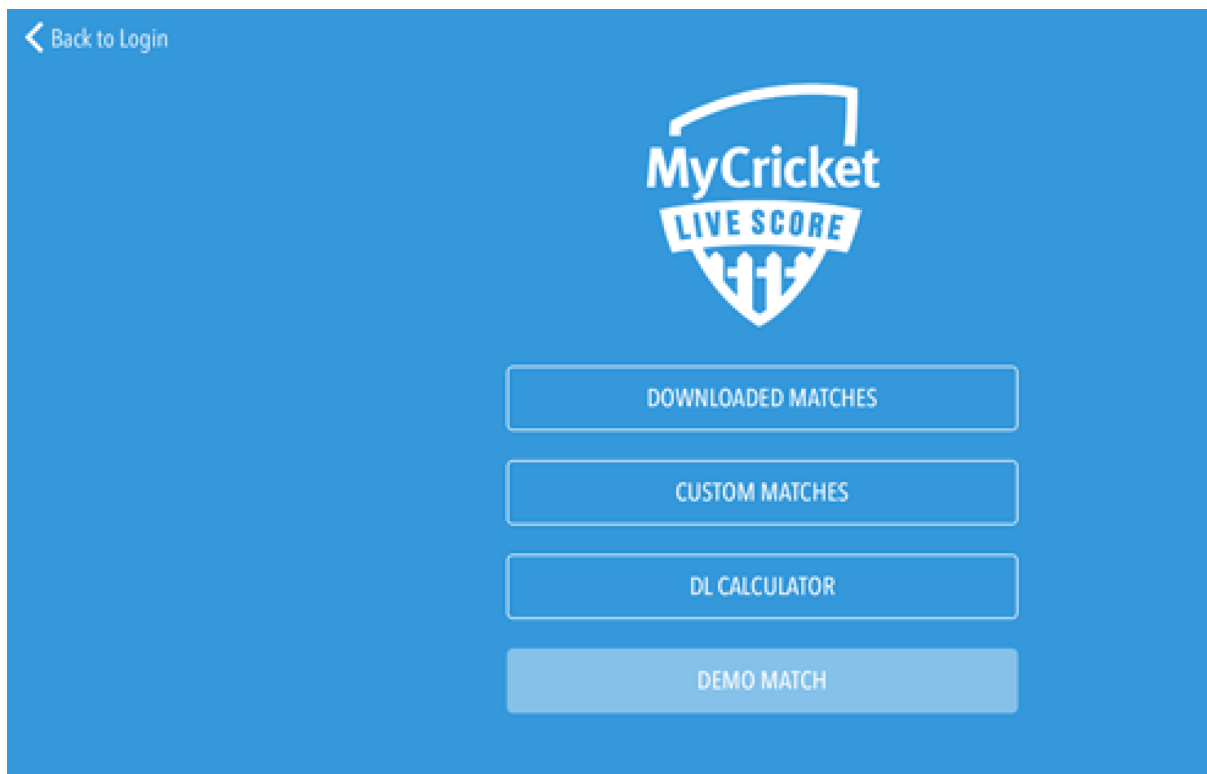
The right hand scenario shows after 5 overs, the par score is 43 runs if 2 wickets are lost

USING THE D/L CALCULATOR WITHOUT LIVE SCORING

Both captain's and at least one umpire should have the free MyCricket Live Scorer App downloaded to their smart phone or tablet prior to starting play.

Once the App has been installed, the user does NOT need to be Online to use it.

Ignore all error messages about needing to be Online, and select 'Continue without logging in' to bring up the DL Calculator



- Manually enter all 1st Innings information including suspension periods (if relevant)
- Run any scenarios as described above:

DL Calculator			
Cancel			Clear
Overs per innings			50
1st Innings		2nd Innings	
	OVERS	WICKETS	RUNS
BT	Batting Team 2		
TARGET	50		238
PAR SCORE	25	4	118
Suspension Periods			>

In this scenario the team batting first scored 238 runs from 50 overs, and we want to know the Par Score after 25 overs with 4 wickets lost. The Par Score in that scenario is 118 runs.

DETERMINING TARGETS AFTER A 2ND INNINGS DELAY

- Enter the 1st Innings details
- Open the tab for the 2nd Innings and enter a new suspension period based on the current state of the match:

DL Calculator			
Cancel			Clear
Overs per innings			50
1st Innings		2nd Innings	
	OVERS	WICKETS	RUNS
BT	Batting Team 2		
TARGET	50		201
PAR SCORE	0	0	0
Suspension Periods			>

Cancel Suspension Periods Done

Suspension 1 ✕

AFTER OVER

RUNS

WICKETS LOST

OVERS REMAINING AFTER SUSPENSION

NEW SUSPENSION PERIOD

Cancel DL Calculator Clear

Overs per innings

	1st Innings	2nd Innings	
	OVERS	WICKETS	RUNS
BT Batting Team 2	TARGET 41		178
PAR SCORE	<input type="text" value="0"/>	<input type="text" value="0"/>	0

Suspension Periods >

In the above example, the 1st Innings set a target of 201 to win from 50 overs.

During the 2nd Innings, a rain delay occurred with the score 2/76 from 16 overs, with the innings reduced to 41 overs

The revised target became 178 to win from 41 overs

The par score would only be used again if further delays occurred.